

# KF PLASMA TIMES



**JULY 2019, 13<sup>TH</sup> EDITION**

## Michelson-Morley Experiment

---

If light is a wave, what is the medium that it travels through? What carries the light?

## Scintillation

---

How does zero point compare to the process of scintillation as described in the patents?

## Understanding the Plastic Pollution

---

Islands of plastics floating and their connection to the C-H bond of protein.

## GANS Reactor

---

Application to save a wounded kitten.


## Plasma Oasis in France

---


The knowledge seekers are working together on the plasma project.


**03**  **KF NEWS**  
Fabio


**08**  **KF NEWS**  
Understanding the Plastic Pollution


**16**  **KF SSI EDUCATION**  
The team is presenting an exciting second Trimester in 2019

**20**  **LANGUAGE COMMUNITY**  
Plasma Oasis in France

**32**  **PLASMA SCIENTIFIC JOURNAL**  
The production of a GaNS composite by the use of oxidization

**44**  **TESTIMONIALS**  
Application of GANS Reactor in Saving a Wounded Kitten

**KF NEWS**  **04**  
Understanding the plasmatic condition of the elements in the periodic table/human body

**QUESTIONS & ANSWERS**  **14**  
How does zero point compare to the process of scintillation as described in the patents?

**PLASMA PRODUCTS**  **18**  
Pain Relief Pad

**PLASMA SCIENTIFIC JOURNAL**  **26**  
Explanation of the Michelson-Morley Experiment

**PLASMA SCIENTIFIC JOURNAL**  **38**  
Use of Plasma Technology in vineyards preliminary results

**JOIN US**  **46**  
Host Wanted  
ABC of Plasma Scientific Journal  
Books Amazon Kindle






# Fabio Alfonso

November 8th 1993 – July 6th 2016



Three years have passed since the unfortunate event that made you leave your Earthly life and join the angels of the Universal Community. Dear Fabio, we miss your smile, your positivity, we miss all the moments we were knitting ideas for building a better future for humanity with the new knowledge brought by the Keshe Foundation. Many things were done, yet some you have not had a chance to do. Thank you for being here with us and now that you are watching over us while we continue our mission for peace on Earth.


Fabio, you are forever in our hearts !



# UNDERSTANDING THE PLASMATIC CONDITION OF THE ELEMENTS IN THE PERIODIC TABLE/HUMAN BODY

by Keshe Foundation

28<sup>th</sup> Knowledge Seekers Workshop  
<https://youtu.be/PCY10SGm2BQ?t=12486>



(RC) What about the isotopes of certain elements in our bodies such as Potassium and Calcium, and so on, that have radioactive isotopes? Do the rays from those radioactive isotopes interact with parts of the body to form the neutron package?

(MK) That behavior we only see in a couple of glands and some of the lymph. Thalamus is one of them, some of the lymph in the upper arm because we use the arm so rapidly and so much compared to the rest of the body in the physical dimension, that they need that conversion. They do convert in the gland. It is a gravitational-magnetical field structure which changes Calcium very rapidly to Potassium-40, it changes it to B12, and then in conversion, it does not return back to Calcium. Sometimes when it needs to, it converts to Potassium, Phosphorus or Sulfur. Based on the specific condition when the

conversion in the DNA is needed to convert a part of the DNA of the structure in a certain part of the body, we see this change of the position of the Calcium to Potassium and then in turn to what we call B12. Then we transfer it, use it, to convert Phosphorus to Sulfur, or Sulfur to Phosphorus – depending on if it is for keeping the fields in order or keeping the DNA in order to the spinal cord and possibly to the DNA.

We have to understand the Plasmatic condition, not the matter condition of the matter. If we look at Potassium and Calcium, then we look at the Phosphor, then we get the Sulfur, it does not need much energy to do so. They are very, very close to each other. Take one atomic structural addition of the Calcium and change it into Phosphorus, into Sulfur. If we look in a periodic table Phosphorus, Sulfur and Chlorine sit next to each other, but they have an ionization -





scintillation matter which naturally comes from Argon to convert one to the other. If we see the Argon sitting at the other end and then we see the same sits with the Nitrogen, Oxygen, and Carbon but we have Neon at the end.

All those, Helium, Neon, Argon, Krypton, Xenon are the gravitational-magnetic fields, which are needed for the process of the creation and we see it at the end. Looking at the Carbon, Nitrogen, Oxygen we have a Neon sitting with it. If we have Phosphorus, Sulfur, Chlorine - then there is an Argon scintillation. We use in parts of the body the 34-35 which is Krypton. But if we look at the other end of it, because 18 sits in the middle of Argon so, it serves the Potassium and Calcium too. Neon sits between the Magnesium and Potassium and Sodium, so it plays the game between the two. It does not do just scintillation or just the energy released by it, in a vacuum.

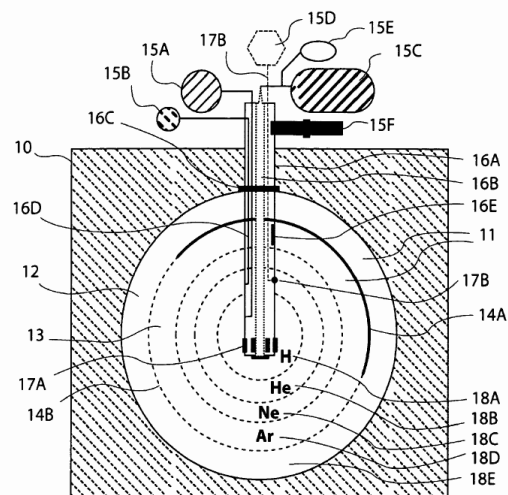
In the body of the man, we are in a vacuum condition. The plasmatic pressures release radiation and this is part of the understanding of the science.

If we could play with this and take, for example, Sodium and Magnesium and put it next to Neon it gives a very beautiful picture. When we have Magnesium and Sodium next to Neon, then going to magnetical, what Tesla used to work on, does not go very far by where Magnesium stops. On the gravitational side of it, which is coming from the bottom side, it goes further to Carbon. That division in interaction with the fields of Neon creates that spare Hydrogen, which by the presence of Carbon, Nitrogen, Oxygen with a spare Hydrogen - derived from the interaction with the Sodium and sometimes with the Carbon - it creates the spare Hydrogen magnetic fields: it becomes the creation of the amino acid.

That is why we need salt in the creation of life. Because it is the common denominator, it is what it takes from Neon. These understandings make life very easy. If we go into a deeper space and understand the work of the deep space, we very quickly understand that life exists in Radon and Xenon section. They become life because it is there and it is part of our body.

In some sections of our body, especially sexual organs, we see 86 operation (Fig.2, Radon). For example, the testicles need a rapid production of testosterone and everything else needed for the next time when you are ready to regenerate in under 30 minutes. Argon is not fast or strong enough to create the division. Radon is part of the structure of the work of the testicle but it is in a plasma condition. Because it is needed to reproduce, the energy has to be there for the division. The energy has to be very, very fast, and we see it. These are all energy-releasing systems.

(RC) Mr. Keshe, in your original patent and showing the gases and in the rotating reactor and of course the heavier gases go toward the outer wall of the reactor and the lighter ones toward the center. Now you show the gas, you've mentioned the picture I have behind me here with the patent and we talked about it before. It shows the Hydrogen, Helium, Neon, Argon and then there is a gap between the Argon and the wall of the reactor. There is a gap (Fig.1, 18E), and there is no name for that final layer. It seems to have been left out. Now I am wondering if that might be Radon?



(MK) It is the extension. It goes all the way down. Krypton is played, Xenon is played.

(RC) Is Radon the ignition key in that case?

(MK) Yes, but it depends on what material you use. If you use Radon in Carbon, Nitrogen, Oxygen - you just destroy the whole thing, you blow it up to pieces.

Go to the division of life. Because if you look, just have a look at what is at the beginning of section 6. (Fig 2. Vertical group period 6)

(RC) Cesium 55.

(MK) The most radioactive material we know, but in the direction of the interaction, it plays the role of interaction usually with Iron. We call it Cobalt. It has a field interaction because it is double. Understanding the work and the condition, it can give us a lot of things.

Cobalt in the body behaves as Cesium in the higher strength. If we look in the upper side (Fig. 2) where 26, 27, 28, 29, 30, 31 are - Cobalt sits next to Iron. Cobalt is one of the most radioactive materials, in power is equal to Cesium 55. If you multiply 27 by 2 is 54 - the condition of the magnetic field, so it behaves that way. When we use vitamin B, they give you Cobalt actually, and some of the very good ones have Cesium in it. Because it creates the radiation that allows the rapid division of cells.

"When we go to a doctor and he says 'You need to take vitamin B12. I give you a bunch of Cobalt'. You would not touch it, would you?"

It creates the division at the lighter 26, 27, which creates a faster life division. When women get pregnant, the doctor prescribes them with vitamin B9 - Folic Acid. Another division material but in a softer way. If we come down 26 (Iron) and go 44 (Ruthenium), 76 (Osmium), 108 (Hassium) and look at 76, you need Radon of 86 to create that division. Where in Iron you need the Krypton.

It is a very straightforward game of creation of life and you can live in any position in the Universe. When the first patent was returned, these things were put in because as a nuclear physicist, I could understand radiation in a Plasma condition. If we look at the same Argon (18) and go back to Aluminum (13) - this is why we have a problem with Aluminum in the blood. Because it is too far for the radiation from Argon to reach it and it is too far in the strength for Neon to reach it. There is a problem in the body of the man to divide it and then we see the same with Gold (79), with Silver (47). If we look at Silver's space, you see the same thing. It is too far for radiation to reach it.

(RC) I also see Cadmium and Lead in there...

(MK) They are too far from the radiation sources of the structure. We have some of the radioactive materials in these bands, but they are not packaged strong enough to be able to have a punch. And because they cannot do it, when they stay in the body of the man, they create mayhem.

Look at Argon and then you see how far it comes. Look at the Neon it comes further deeper. Because there are fewer electrons. The packing is not that compact. So, that field can penetrate more in the atomic structure, in the plasmatic and can create the separation of the fields, the MaGrav positioning in the atomic structure and they can affect it. But the heavier elements we go, their fields are too tight. The package of electrons, protons, and neutrons is too tight, so there are stronger fields to get through.

Even when we look at Sodium, some of the Sodiums are extremely radioactive. The world of science never considered it. It comes from the same family because H3 is radioactive - Tritium.

Lithium is the same, these are all Krypton. We have Cesium. In the first column is a natural radioactive condition creating the division systems. But we do not consider it because we always look at the matter of state of it, but we never look at the plasmatic state of the fields. The structure in the pattern is very simple. We do not need a nuclear bomb to create conditions and we do not need nuclear industry.

We understand the process; there are no nuclear reactors, there is no Tokamak in the Universe.

If you know how to make a cake, it does not matter what flour they give you, find a way around it to make your cake. And you can make a beautiful cake. But if you do not know, it flattens. When we look at the periodic table it gives us a lot of knowledge about how life is created in the Universe. Go up in the Universal condition, when you go to the deeper space, more to the central point of the Universe, go another 400 or 500 there - the elements man cannot even imagine.



We try to create but if we create a plasmatic condition, and we can create a condition to hold Plasmas of a bigger size, we can create 120 and 420. This is the process that we have to move. When it comes into a plasma life, essence of life, we have to move the column one and two and three to the left side of the Helium, leaving the Hydrogen out. And then we move one level up. We put number 11 next to number 10, we put 12, and then we see the effectiveness of it. That is why Sodium or salts, all the salts if you look -

Understanding the world of physics and chemistry together, it gives a new understanding of life. If we look at Potassium (marked as 4 in Fig. 2) this is a condition of the same radioactive material. These (marked as 5 in Fig. 2) are too far to be affected and these (marked as 6 in Fig. 2) are unreachable unless you have radioactive material behavior somewhere in between. It is very simple but we have to understand the principle and the interaction of the fields. What would they bring us?

Group	1	2	3	4	5	6	7	8	9	10	11	12	13	14	15	16	17	18
Period 1	1 H																	2 He
Period 2	3 Li	4 Be											5 B	6 C	7 N	8 O	9 F	10 Ne
Period 3	11 Na	12 Mg											13 Al	14 Si	15 P	16 S	17 Cl	18 Ar
Period 4	19 K	20 Ca	21 Sc	22 Ti	23 V	24 Cr	25 Mn	26 Fe	27 Co	28 Ni	29 Cu	30 Zn	31 Ga	32 Ge	33 As	34 Se	35 Br	36 Kr
Period 5	37 Rb	38 Sr	39 Y	40 Zr	41 Nb	42 Mo	43 Tc	44 Ru	45 Rh	46 Pd	47 Ag	48 Cd	49 In	50 Sn	51 Sb	52 Te	53 I	54 Xe
Period 6	55 Cs	56 Ba	57 La *	72 Hf	73 Ta	74 W	75 Re	76 Os	77 Ir	78 Pt	79 Au	80 Hg	81 Tl	82 Pb	83 Bi	84 Po	85 At	86 Rn
Period 7	87 Fr	88 Ra	89 Ac *	104 Rf	105 Db	106 Sg	107 Bh	108 Hs	109 Mt	110 Ds	111 Rg	112 Cn	113 Nh	114 Fl	115 Mc	116 Lv	117 Ts	118 Og
				* 58 Ce	* 59 Pr	* 60 Nd	* 61 Pm	* 62 Sm	* 63 Eu	* 64 Gd	* 65 Tb	* 66 Dy	* 67 Ho	* 68 Er	* 69 Tm	* 70 Yb	* 71 Lu	
				* 90 Th	* 91 Pa	* 92 U	* 93 Np	* 94 Pu	* 95 Am	* 96 Cm	* 97 Bk	* 98 Cf	* 99 Es	* 100 Fm	* 101 Md	* 102 No	* 103 Lr	

Figure 2. Explanation of elements in the periodic table, as annotated in the 281st Knowledge Seekers Workshop.

Calcium, Potassium, Magnesium, Sodium - these four salts, which are mainly the essence of the creation of life, are gravitational. They give, and they take and then in that holding they can hold life which is an amino acid.

Lithium has to move (marked as 1 in Fig. 2) because it is very important in the creation of life. Sodium has to be moved (marked as 2 in Fig. 2). If we move Potassium and Calcium (mark 3 in Fig. 2), we understand Argon is a radioactive material - it gives and takes both ways, so, it allows.

One of the reasons Calcium, sometimes, or Potassium sometimes behave radioactively, is because of the behavior of Argon, which is available in that condition. If we use Argon we can create that. Because it is the barrier.

Every element we see on this periodic table is in the body of the man - one way or the other, by interaction or by the creation or by division. What is in the atmosphere of this planet has been used by the body of the man to make it immune to it, that it can live within it, he has to bring as part of its structure otherwise it affects his existence. A man carries their field strength because through the food, through the breathing, through the water, somewhere, this has been absorbed and by continued absorption, it says, 'I have this. I am going to do something with it.'

There is nothing in the periodic table, which we cannot find in the body of the man. Whether in physical or in plasma condition on this planet, or anywhere in the Universe. It is field interaction, it is plasmatic interaction.

# UNDERSTANDING THE PLASTIC POLLUTION

We are seeing these islands of plastics floating in certain parts of the world, because of the internal field forces of the Earth, which match in strength to the C-H (Carbon–Hydrogen) bond of plastic.

All the plastics have some sort of a CH<sub>3</sub> bond, or a C-H bond. If we look at the map, on the Atlantic Ocean - these are what we call the protein lines. These are where most of the protein lines are produced, where we see the majority of the fishes. We see them in the West Africa area, in the North China Sea, and the same in the South side. If we look at all these pictures in Fig. 1, these are what we call a protein line, which is where we see most of the fishes, and this is where the carbon-hydrogen bond stays.







MichaelisScientistis [CC BY-SA 4.0 (<https://creativecommons.org/licenses/by-sa/4.0/>)]



We are seeing these islands of plastics floating in certain parts of the world, because of the internal field forces of the Earth, which match in strength to the C-H (Carbon-Hydrogen) bond of plastic. All the plastics have some sort of a CH<sub>3</sub> bond, or a C-H bond. If we look at the map, on the Atlantic Ocean - these are what we call the protein lines. These are where most of the protein lines are produced, where we see the majority of the fishes. We see them in the West Africa area, in the North China Sea, and the same in the

Where we see on the Pacific with the red lines in what is called California side, to the other side - you see a lot of plastics. These is where South China Sea comes in and brings a lot of life into the Ocean. There is a C-H bond, which is a protein bond and they get attracted to it. This is what we do literally in our CO<sub>2</sub> box. They are connected. If you see it, is in line and it goes across South America, Brazil into jungles of Brazil and it goes across because it is very thin. All these and the North, are the same.

It is connected with the central magnetic gravitational fields. These plastics are like a crust and we do not see them to disintegrate. They stay in the salt water the way they are. And there are some reports that they are very fatty, that they are not normal. Why do you think the animals, a lot of fishes are eating plastic? Because these plastics are in the salt water, so they taste, they behave like protein. We know that animals, if they eat something wrong, they spit it out - all the fishes do.

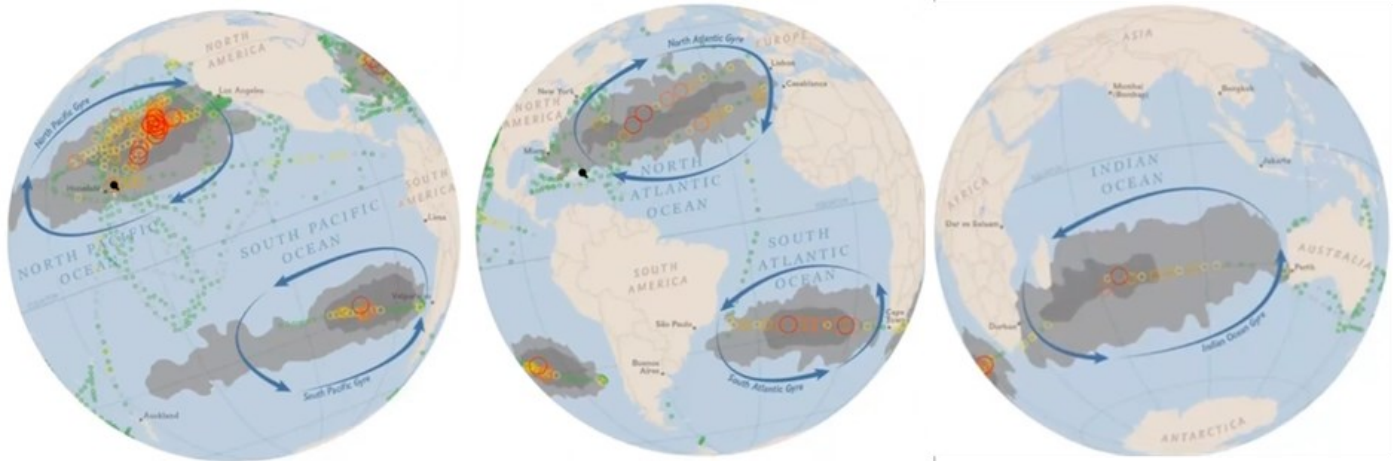


Figure 1. Major islands of floating plastic.

South side. If we look at all these pictures in Fig. 1, these are what we call a protein line, which is where we see most of the fishes, and this is where the carbon-hydrogen bond stays. If we look at the African side, for example, just where you see in the West Africa - the West of north of South Africa, and then we go across to what we call Amazon, this is where all the Sahara dust comes. If there was not a Sahara dust coming annually, right across Atlantic into Amazon, Amazon would have been dead. What we see is known as a protein line. We see the same thing in North Atlantic and on the Pacific side.

It comes from the North China Sea. This we know and it is a characteristic of the protein absorption. We can see it, because it is very easy. If we look at the West Africa - the one in the middle. There are two-three reasons for what the plastics gather there. It comes down through South Atlantic and it covers the Amazons, and then it goes across. This is a protein line; this is where we see most of the fishes. The same when you look at Pacific, North Atlantic. It is the same. These are the feeding lines. If we look at the North Atlantic and we see the other end of it, is where you get a lot.

But they swallow it, because it is tented with a protein. First of all, it has a connection, C-H bonds with a protein, and it is on a feeding line - where we see these protein ocean lines. These are places where most of the fish, heavy fishes are found too. Not the fish as, what we call the amoebas - the origin of life. We have seen it in Australia and in the South Africa. These are heavy ocean lines. Now we understand this is partially the reason. If you look for example, the red sand from central Africa comes over and it covers usually Gambia. Comes to Sierra Leon and it comes down. And then it goes



over the Atlantic, and it goes all the way to all the jungles, which we see. They say most of the oxygen of the world is produced in these jungles, which is not accurate. And then the rest of it carries on across, because that part of South America is very thin. And then it goes into the Atlantic until the Indian Ocean on the other side. The jungles of Southern America receive estimated 140 million tons of sand from Central Africa every year. In that process the rest of it lies exactly as we see across the continents and it goes across the continents through to the other side. We have the same kind of process coming through Australia to southern African continent. There are 250 million tons of sand coming from the Central Africa, all the way across to Atlantic; over to the jungles of Amazon and everything going through to the other side across. It happens every year. Where does all this sand come from? We have descending North China Sea, in the North Pacific, which goes to America. Some of these sandstorms are visible, some of them get watched through the operation of the icebergs. In the snow time it comes from Canada, or it comes from North China. If we look and consider how many millions of tons of sand, for centuries is going across, or in the north part. Where does the sand come from? The Earth attracts these sand particles from the atmosphere. As much as it releases every year we do not see a dip in the desert, we do not see them running out of sand. The way the atmosphere produces the protein; from the

atmosphere into the sea, and then ends of it rains down on the fish - the same thing happens with the desert. In that process, it creates gravitational-magnetic fields of the sand. The gold and other materials, all can come through this. The plastics now have become those sands coming from the sky. Because of the gravitational-magnetic field of the below, they get attracted to the same positions. They get pulled to it - it is the magnetic field created by it, by the proteins. We do not see them anywhere else, we see the majority on the protein line. If you look in West Africa, you have the richest regions of the fish, because they go there to eat. All the big fishes go to have their amino acids from there. The sand from Sahara has a lot of iron. The mixture with the protein creates life - the first phase of life with the sugar and salt in the water; the beginning of the planktons. Then the planktons are purely amino acid mixture with iron from Sahara. These plastics are originally made from the protein-based petroleum or gases, which are the same base, so they get attracted to it. We have made material, to which the magnetic fields of the planet match. It is very easy to get rid of these plastics in the oceans through the Keshe Foundation technology. We have done tests. In 90% of the oceans, we see them getting destroyed now. All the lives - we see it by Australia, by most of the South Pacific and South Atlantic - are losing all the prostrations, which have taken centuries and thousands of years to build up. The seashells are dying, they

say because of CO<sub>2</sub>. We have found the reversal for it. When we look at coral reefs, they do not need to go gray. There is a solution we can just add in their environment and corals come back to life. They just change the condition. We can change the same with the plastics. We are finding a lot of use for plastic bottles and plastic bags. It is amazing what we are finding. When we use plastic bottles in farming, we get a beautiful result. **This year we have nearly 100,000 square meter, actually 250,000 square meter, under cultivation, and we are testing with plastic bottles. We expect anything between three to six times harvest. Because, once we create the condition - a specific way of GaNSes in the bottles, the C-H bond of the bottle itself becomes a source of fields. The structure of the bottles, this C-H is in the gaseous state partially, not in a matter state. We are doing a lot of work, a lot of Keshe Foundations are doing work like this. A lot of huge farms in farmlands use what is called 'drip systems', which is a plastic pipe - just drips water on the roots, on the base of the root. And we have found out we can use the plastic effectively in farming. Very effectively in farming. A lot of people are pushing for degradable plastic. You buy a bottle degradable six months, one year and you happen to put it in a place where there is an electric connection, and it just starts degrading. A lot of research is not coming to public and public does not push for it. There is a problem. Some nations have banned**





certain kind of plastics. High-density and low-density bags are part of our life. There are two things public have to learn - there is a public LDPE service and public CAP service. Degradable plastic has been ruled out nearly five years, even though they said they are working on it. The hazards which is creating is beyond imagination. There is a lot of problem with plastics. You put medicine in it. What happened in two years, three years just opens up, degrades and you have a child passing and taking it? We have to find an alternative to dispose of it in a safe way. We see how it can be done - it's very easy to degrade it. We see so much plastic on the oceans, we have the facilities, we have the knowledge to unwind them - we are not destroying them. We can create a condition that they just open up and convert to hydrogen and carbon. There will be a huge depletion of what we call agriculture, because of what we understand. If the C and H become available in the presence of water, they extract nitrogen to create proteins. And there will be certain places where you create so much protein. Then they set an amount the planet produces protein through, in conjunction with nitrogen. This has to be controlled very, very drastically, quickly, it has to be understood. It has become so entangled, that people do not want to understand the game of cleaning up. Getting rid of plastic has become a noose around the neck of man. We will have a lot of oil at the bottom of the ocean, but we do not have

enough protein for the plants to feed. There is a hypocrisy, we say Amazon produces 1/3 of or 1/5 of the Earth oxygen. What calculation has been done, part of Amazon extracts oxygen from the atmosphere, because it has so much animals, that it just produces enough to hold on its own animals. They breathe it all in. The scientific data nowadays is so precise with satellites, that we see it. In the past 12 months, 18 months what we see in the pattern of Amazons - these are all huge forests areas - we see they produce enough to sustain lives, which are in it. Amazon sometimes runs short. There are so much animals living in it and breeding, that they are consuming it. In a way, these trees are developing more for the animals inside them to be able to live. Is huge. Now we have extracted so much C-H bond as different form of plastics, that if we get rid of them, most of us most probably come up with diseases we have never known; most of the plants will die around the world. Because the release of so much carbon and hydrogen in the seas, where there is oxygen and nitrogen available and we have a salt - leads to creation of protein. You have plenty of fishes in the sea, or you have plenty of oil at the bottom of it. But we know there is a ratio that Earth, in interaction with the Sun, creates protein, or the through existence of nitrogen. When we take the nitrogen so concentrated in one place, this is what is going to happen. They say about the first ships which went to America, tens of kilometers before they got to

the shore, they could not go in. And Christopher Columbus had problem getting to shores, because there was so much fish. We are going to see that, most probably, but in a different form. This plastic is not just cleaning up. What are we going to do? How much are the damages we are going to accept with it? We cannot give fish to the plants to eat. They need the nitrogen protein level for themselves, or we deplete certain strength nitrogen that the body of the man needs. What diseases will come of it? We are looking at this continuously. Corals we can change very quickly. We need just conditions that finally changes the coral area into converting the CO<sub>2</sub>, which in conjunction with the water becomes the acid. It will take us two or three hundred years controlling to convert the plastic. They say if you further develop the way they crush the plastic and they add it to the tarmac. But how much streets left or roads we can use them in? At the moment there is a technology developed - we are aware of it, we have seen its operation - that converts most of the plastic to energy, electric energy. The recovery of the plastic from rubbish and conversion, is nearly 90%, 95%. It is developed by the Chinese government. We looked at this machine and it is a conversion of all the plastics to electric energy. That is the closest, safest way we can do it. With no emission, zero emission. As long as you do not clean up the surface, which feeds the bottom, there is no use trying to get rid of the poison in the



bottom, because it keeps on washing in. We got to change the atmosphere, environment on the top, give it 3 -10 years for it to wash into the deep reservoirs. And then yes, it is cleaned up. Primarily we can apply a technology to do, but we do not clean up the source. It is one of the problems. We cannot take one piece anymore and say we solve this one. We have to look at it from the structure A to Z. Then we can solve the problem. The Earth will pull in, it will create enough oil. Just give it time. I reckon it takes about 18-20 years to fill up the oil reserves, and they will never finish. If you tap into it, the more you pull, the more it gets pulled, but in its

time to convert. We have huge transition time and the next cycle, next maybe 200 years, our children still clean up the mess we have created. This generation of us, those of us who were born in the fifties and sixties, have had such a big party, it will take our great-grandchildren maybe to clean up the party we had. We are going into recycling - recycle everything. But if you know how much glass we have produced - all these huge buildings, all these sheets of glass, all these glasses we have produced - something like about 20% of it is getting recycled. Nobody has looked at this glass situation. All the steels, all the metals we have produced, we used. Our

generation in trying to develop our lives to be modernized, have created a mess, that it will take centuries to clean up. Centuries, if we ever be able to clean up. The fish, 300.000 pounds, small fishing boats. That is 150.000 kilos of fish in one trip - 3 to 5 days trip. And how long do you think these seas are going to answer, are going to be there? Then it is sold at ten cents a pound, 20 cents a kilo. This planet soon is going to cry: "I do not have enough to give". It is like a mother, whose breast goes dry and cannot breast-feed the child anymore. We are getting to it. We are pushing it to see when it is going to dry up.

**by Keshe Foundation**





<https://youtu.be/PCYI0SGm2BQ?t=10267>

Scintillation.

When I put out this word some 15, 20 years ago, not many people were familiar with it. It is a common language in the nuclear atomic industry, and it is a magnetic field ray of a given strength. It comes sometimes by compression of Helium.

It comes sometimes by compression of Argon, in a magnetic field compression which you squeeze and it literally squeaks. We call it that field radiation, Scintillation.

This is, as a nuclear physicist, understanding the technology in totality.

When I do not have a nuclear material and I want to create a nuclear material of a given the strength, I squeeze the neutron - I give it a kick and it barks. And depending on how hard I kick it - I get Alpha, Gamma, or X-ray. I do not need nuclear material.

This is what in my work I say, that makers have not realized we do not need nuclear industry. The nuclear industry was at the time of the beginning of the Iranian Revolution, which the Iranians did not understand and thought nuclear is the path to go.

Now we can squeak anything we like, and we get whatever we like.

“

I am a master in plasma technology and I can do anything with it I like, but I understand how and scintillation is very simple.

If you look at it, we put a very small amount of layer of Helium, or Argon, or Krypton, and then, we create a high-level rotation in a way that we squeeze it. When we squeeze it, it is like you put somebody against the wall, and you squeeze them.

They go, 'Ahhhh!'. And that 'ahhh', is the Alpha radiation. And then they go, 'Oooh!'. It is Beta radiation. If you squeeze them harder, they go, 'Oooooh!'; and that is a Gamma radiation. I know how to squeeze it.

Helium has characteristics that if you squeeze it, in the majority of the time, it gives you Alpha radiation.

That is all I need to release energy and the strength to the molecular Hydrogen to make it to atomic.

With the next step as we do with the salt and caustic, to change and separate the electron from its proton, and then I have a plasma.

Then if you can squeeze it hard enough, then you can bring all the plasmas together, that you have the soup. It is not anymore water, salt, and sugar. It is all together.

The patents, if you read and understand it, are the essence of creation, but you have to understand how. We call it scintillation, but if you are a





# HOW DOES ZERO POINT COMPARE TO THE PROCESS OF SCINTILLATION AS DESCRIBED IN THE PATENTS?

nuclear physicist, it is one of the first things in the world of nuclear that you understand.

Go to the next steps how you do not have a dynamic structure in a Coca-Cola bottle, but I still need the fields to be able to create atomic hydrogen, because I have the carbon in plastic, and it is molecularly-bonded.

What creates a specific condition in random radiation? The magic **Keshe liquid**. You just add a bit of atomic Potassium, and then in time, if you allow it a few minutes or a few days, some of it converts to K-40, which is radioactive. Voila! I got my scintillation again.

“

*I know how to walk. For me, then it is how to jump and run. But to you, because you are not a nuclear physicist, and have not been trained that way, these things look a bit fancy. But these are the alphabets of a true physicist in the world of the nuclear creation of energy. And I know how to create. You give me a canvas, I can paint it any color you like because I know how to make the paints and the colors.*

The knowledge in the patents is very clear, but it sounds a lot of strange wording to a common man because he does not come from that field.

If you work in plasma technology and understand plasma physics, it happens.

In a way if you look at it, another word for scintillation, you call it:

## THUNDER

How? You will see two clouds collide and they squeeze each other, depends what kind of lights you get.

If it is very strong and squeeze each other, you get beautiful huge lights - that is the Gamma-ray.

If it is just 'pssit', that is your Alpha. That is all you need Alpha to ionize to create enough.

Why do we have so much lightning in the Universe? On this planet?

Because we need it because they lead to the ionization, separation, and creation of fields, which should lead to the creation, putting together the elements of the amino acid and life.

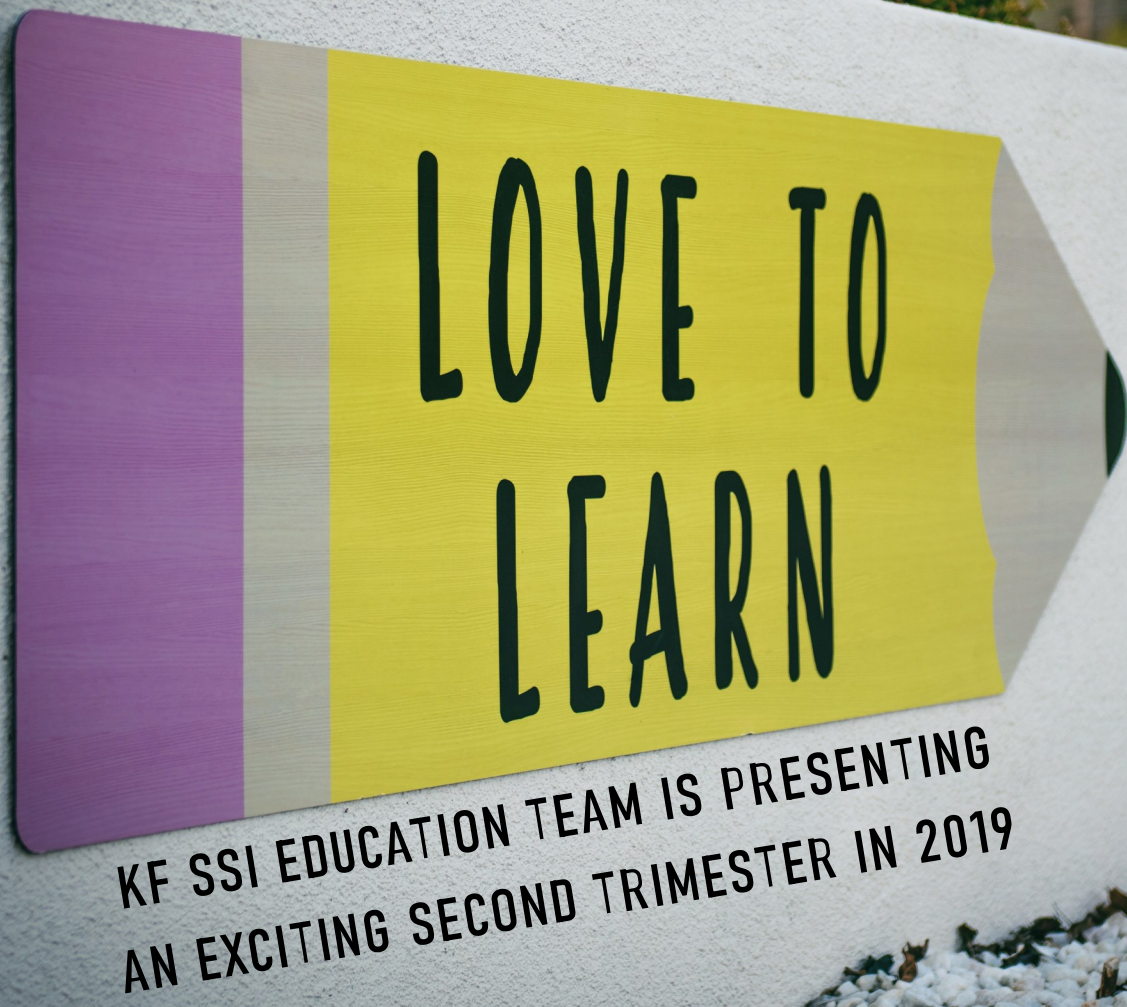
That is all it is.

Without the thunder in the upper levels of the atmosphere, we would not create sufficient protein that mankind can use.

It is the welding machine of the plasmas.

by Keshe Foundation





Teachings in our current KF SSI Education study program include:

- ∞ Discussions and explanations on [BOOK#1 – The Universal Order of Creation of Matters](#) of Mehran Tavakoli Keshe's. These teachings take place every two weeks on a Friday in the Private Teachings in English and are being held by a wonderful teacher from Kenya.
- ∞ Oasis projects in France, based on the Mehran Keshe teachings on how to protect ourselves from the elements. These teachings are being held by the beautiful French language group in the Private Teachings in English.
- ∞ The Keshe Plasma Reactor Group meetings are held as part of the Public Teachings in English. They bring together like-minded souls to discuss current work and projects & ideas. These meetings are hosted every Wednesday by an amazing teacher from Canada.
- ∞ Reviews and discussions on previous public Knowledge Seekers Workshops are held weekly in the Private Teachings in English by a great new teacher from the United States and give the opportunity to deepen the understanding of teachings from the past.
- ∞ Carolina Keshe Workshops take place on Wednesday in the Private Teachings in English. These classes are open to bringing in topics and discussions about a variety of themes. Taught by our highly motivating teacher.



- ∞ Public Meetings for Testimonials take place once a month in the Public Teachings in English, French, and German. They give a wonderful opportunity to share own experiments and encourage further research.
- ∞ Ethos and Soul teaching classes found their spot every Monday in the Private Teachings in English. Students are given an opportunity to present and discuss from their soul, to define what the new ethos is and also to discuss and learn more from Mr. Keshe's many soul teachings from previous Knowledge Seekers Workshops. Our wonderful volunteer teachers meet from countries all around the world like Norway, Italy, Spain, Colombia, Austria and more.
- ∞ Plasma Understanding classes for beginners, intermediate and advanced students are being presented in the Private Teachings in English every Tuesday by an experienced teacher in Canada.
- ∞ One Nation, One Planet, One Race for World Peace meetings are broadcast every Tuesday in the Public Teachings in English to discuss current events and put the focus onto world peace. Presenters are coming in from the Universal & Earth Councils and from Knowledge Seekers from around the globe.
- ∞ Knowledge Seekers Workshops with new topics every week are broadcast publicly on Thursdays, taught by inspiring teacher Mehran K.
- ∞ Public and Private Language classes in Farsi, Polish, Spanish, German, Romanian, French, Bengali are being held weekly to share knowledge in other languages than just English. Taught by dedicated volunteer teachers from around the world.

If you are interested in joining any of our private teachings, we encourage you to apply and become a student at the KF SSI. Please apply here:

<http://keshe.foundation/study-apply>

When you become a student, not only will you be able to be a part of all our weekly live classes mentioned above, but also you will gain full access to our KF SSI Education Student Portal which contains a vast recordings database with teachings that date back to 2015 when KF SSI Education started.

Apart from all our amazing volunteer teachers, we could not have these classes happening without our charismatic and motivated hosts of this trimester, as well as the people in the background who take responsibility for education materials, scheduling, administration, IT and management.

And of course, we thank the dedicated students that have been with KF SSI Education for many years and give support with their time, energy and love to share the new knowledge freely. Last but not least, "thank you" to all new students that have decided to join and become part of the new technology as knowledge seekers.

A warm & loving Thank You to everyone.

∞ KF SSI EDUCATION TEAM ∞







Manufactured in Italy the Pain Relief Pad has been tested for many years with fantastic results.





# PAIN RELIEF PAD

/ CE Certified Medical Device Class I

## Utilization

Apply on the affected area for 1-2 hours at a time, maximum 1-2 times a day.

## Maintenance

Hand wash with soft soap and water at maximum 30 degrees Celsius.

Using plasma technology, which is based on magnetic-gravitational field interaction, the pad emits plasma fields that penetrate up to 3cm below the skin, helping to bring the body back to balance. With its unique ergonomic design, which fits like a second skin, you can now enjoy comfort and well-being very quickly. The Pain Relief Pad is made with adaptive elastics that conforms organically and comfortably to the contours of your body. Built from denier -500 nylon with hook-and-loop fasteners, The Pain Relief Pad has no moving parts or batteries, making it lightweight, durable, easy to wear and quick to remove.

The Pain Relief Pad can be used to for:

- to reduce the muscular pain, tendinitis
- to improve the blood circulation
- to increase the cell / tissue processing
- alleviate acute and chronic fatigue
- reduce compression syndrome
- alleviate chronic lower back pain
- improve acute and chronic back pain
- maintain the spine in normal position
- alleviate sprains and strains
- reduce wrist pain and carpal tunnel syndrome
- reduce knee pain
- alleviate overuse syndrome



Scan me

## Available on:

[store.keshefoundation.org/store](https://store.keshefoundation.org/store)

## Precautions

- 1) Keep away from metal.
- 2) Keep away from sources of electromagnetism (radio, TV, cellphone, PC, etc.).
- 3) Do not apply to:
  - Neurological part of the skull (the brain)
  - Internal organs
  - Infections
  - Patients who are running a fever (high temperature)
  - Open wounds
  - Pregnant or breastfeeding women
  - In areas of metal and electrical implants / devices
  - Pacemakers.





# PLASMA OASIS IN FRANCE

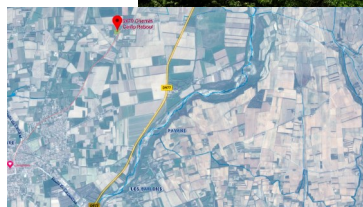


This is a presentation of our experience together with all those who had the privilege of being part of the creation of the first Oasis here in France. This presentation is the result of our vision as observers, photographers, video recorders, and laborer. It all depended on what was seen and lived through. This is an expression of what was lived and experienced through the feelings of our Souls.

This was a connection between the thoughts and feelings of the circumstances lived during these last two months in the Oasis Provence. The beauty that was perceived there, everything that happened, not only with the land, the planted seeds, and the surrounding, but in all of us. There was an interconnection at the energy level that made the balancing of the forces, and of the MaGrav fields. They united us all with everything in such a personal way that we can all only say that it was a wonderful experience.

We are trying to express our thoughts and images as a seedling, in this case, it is a dream, a desire. We already know that everything created was first an idea, a dream, a desire, and that this dream was desired, visualized, experienced, felt by all its aromas and colors. In this case, Ursula is the one who has had this dream, she fed it, she visualized it and she felt the emotion when decreeing and visualizing herself in it, grateful that her dream has come true.

In this way, the necessary MaGrav fields were made possible by the creative group, in order to find the site, and once found, have put the enthusiasm, courage, force, and determination. This was followed by the design and the necessary making for it to come true. What was necessary is someone with the knowledge and experience necessary to carry out this dream. All these desires, strengths and energies, were accomplished by Giani and the Petrila group, with their offer, whom tastefully and generously attended and directed the creation of the







Thanks to the knowledge of the group, and with the collaboration of Franck Cizel, that is how the preparation of the land began. Without delay, they began to work with the focus and vision of what they were going to create together. With the effort and work of everyone, that dream that Ursula had, was put to work, was created and irradiated by those fields of joy and enthusiasm. Many of us were attracted to collaborate in the creation of the Oasis Provence.

Oasis Provence, since they have the experience in the successful creation of three other Oasis in Petrila.



When we arrived, we found a piece of barren land. Giani, Flaviu and the Petrila team with the support of Franck Cizel had done the hardest work preparing the ground and soil since in the last ten years nothing had been sowed there and as you can see in the pictures, it was very difficult. With effort and work they had been




arranging and structuring everything, and with our collaboration, began building our Oasis. Once underway we all focused on our objective, and together got down to work, each one with his own experience, to manage our goal, to start the Oasis. Our truth is demonstrated.




WHAT WE RECEIVE IS MORE THAN WHAT WE PROVIDE.













## Ursula, Spanish Universal Council Member

I got a vision and I have been pushed to follow up and follow through all kind of situations, feeling my Soul guidance, after 4 years integrating Knowledge Seekers Workshop, to rent this farm and convert it in an Oasis Provence with Plasma Santé (Health for local denomination). I have been inspired from Tom Salas experience, he guides me often when I needed in some moments. I lived here one month alone, without nothing, only the intention power to make it happen.

Then arrived the first 6 Souls from Romania, with Giani (they created 2 Oasis in their place, 2000 km from here) + 10 beautiful Souls from Spain and 7 French participators in few workshops, remaining here one month, and I feel GRATITUDE for all that gave from their time, materials and Souls.

The land has 7200 m<sup>2</sup> and offers diverse possibilities to apply all kind of topics. We cleaned the land, that was the hardest part and I am grateful that just at this moment my son Franky was there for 3 weeks, this was not a coincidence either! Then we started to plant 1/3 of the garden close to the farm. We also did many reactors for GaNS production used for every action. GaNS has been brought also from Romania, as 2000 seeds and plants, little trees from many other different places of Spain, and has been integrated into many places and respective applications.

35 infinities have been hanged on the trees around, on 2/3 of the land, including that part where we will install bees houses. We plant also several cleaned beer bottles filled with GaNS and plasma waters, concerning needs into the soil, and we are continuing to integrate that plasma fields to enhance the future harvest and spraying also plasma water everywhere, as much as possible!

Everybody is welcomed here. I wish to interact with Knowledge Seekers to grow together exchanging our experiences. As it was very powerful to interact with all those 23 Knowledge Seekers sharing their understanding and talents, and the best part was all those differences we finally accept in our habits of living. The Oasis is at 2 km far from downtown Jonquières 84150 in France Provençal, in the warm south, 20 km from Avignon. This place has beautiful natural and sportive places to visit, as the Mont Ventoux, Pont de l'Arc in Ardèche, with long kayak rides and discovering the colored Provençal market with tasty meals.

As I am passionate naturopath, a specialist in nutrition and self-development, in so many ways I love to integrate plasma experiences inspired from so many talents in the Keshe Foundation Spaceship Institute, also in health domain and better living options with a new kind of consciousness, learning every week a little bit more. It is very important to apply what we understood from all those plasma teachings to integrate it into our every day living. I love to show how I did and do and love to learn from others if the curiosity is present with all ages. We have 5 languages spoken. All are welcome!









# Explanation of the Michelson-Morley Experiment

**Authors:** Questions asked by M.S. Rezvani;  
New Scientific Explanation by M.T. Keshe  
**Published on:** July 2019



## Introduction and Background

Light, even though present in our everyday life, is still not fully understood by the world of science. Thomas Young, in 1801, proposed and performed the double-slit experiment to demonstrate that light can display characteristics of both classically defined waves and particles (wave-particle duality). Proving that light is a wave, the results of this experiment provided a solid foundation for a fundamental theory in physics, coined by the term quantum mechanics. But if light is a wave, what is the medium that it travels through? If, for example, in order for sound to travel it needs to pass through air, water, or metal.

So, what carries the light?





# Explanation of the Michelson-Morley Experiment

**Authors:** Questions asked by M.S. Rezvani;  
 New Scientific Explanation by M.T. Keshe  
**Published on:** July 2019

## INTRODUCTION AND BACKGROUND

Questions asked by M.S. Rezvani with respect to light and the Michelson-Morley experiment.




Figure 1. Michelson and Morley's interferometric setup mounted on a stone slab that floats in an annular trough of mercury [1].

Light, even though present in our everyday life, is still not fully understood by the world of science. Thomas Young, in 1801, proposed and performed the *double-slit* experiment to demonstrate that light can display characteristics of both classically defined waves and particles (*wave-particle duality*). Proving that light is a wave, the results of this experiment provided a solid foundation for a fundamental theory in physics, coined by the term quantum mechanics. But if the light is a wave, what is the medium that it travels through? If, for example, in order for sound to travel it needs to pass through air, water, or metal. So, what carries the light?

The work to further understand this phenomenon of light exhibiting properties of a wave was continued by Albert Abraham Michelson and Edward Morley. In 1887 they conducted an experiment to confirm the existence of **ether** - a theorized, mysterious material that the light travels through. In theory, the existence of this material was not bounded to Earth only but since light is able to travel from the Sun to reach Earth, it was theorized that everything in the

Universe is submerged in ether. Due to the Earth's rotation around its axis and orbiting the Sun, Ether was often described as "a ghostly wind blowing through the Earth" [1]. Michelson-Morley experiment was to confirm the existence of the ether and was an attempt to detect the motion of Earth through the 'ether wind'.

In their experiment, the ray of light travels through an interferometer, which through the use of a 45 degrees-angled mirror splits that pulse of light, so that half of it is reflected up and the other half of the pulse travels along the straight line - as depicted in Fig. 2. Then the mirrors that are placed at an equal distance from the beam-splitter, reflect light rays back to the half-silvered mirror splitter. Again, the rays are half reflected and half transmitted but this time half of them get reflected onto the telescope/detector [1].

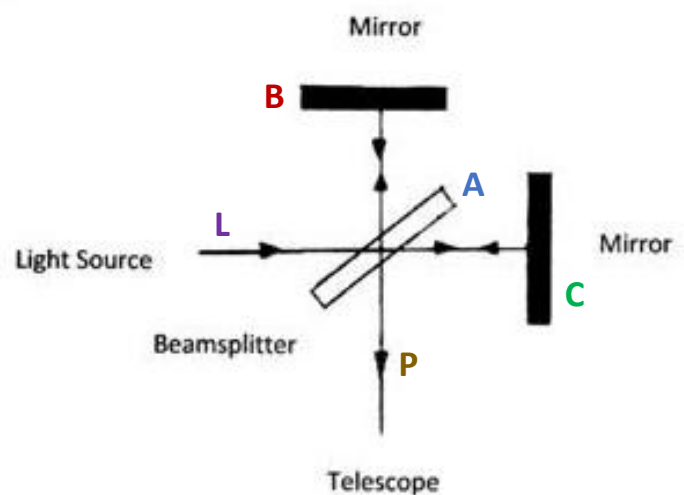


Figure 2. Michelson-Morley Interferometer [1].

According to the superposition principle (Fig. 3), if the speed of one of the waves reduces due to the resistance from the 'ether wind', picture from the detector would show some rings with dark in the center. If the speed of both is equal, then the



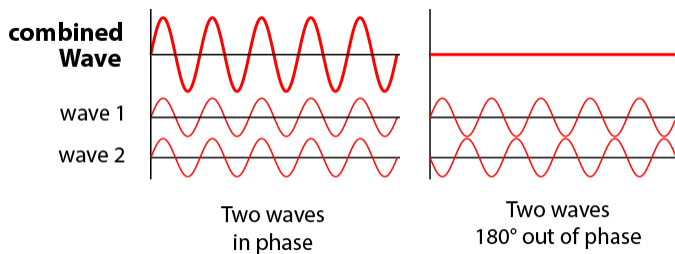


Figure 3. Superposition principle - when two or more waves traverse the same space, they combine and the net amplitude at each point is the sum of the amplitudes of the individual waves (greater amplitude or even cancellation) [4].

detector shows some rings with bright light in the center that entails the lack of existence of ether. The experimenter asserted the latter (Fig. 4), disproving in the eyes of the scientific world the existence of the ether and the possibility for the light to travel at different speeds due to the 'ether wind' slowing it down.



Figure 4. Fringe pattern produced with a Michelson interferometer using white light. As configured here, the central fringe is white rather than black [5].

Plasma science considers the world to be made out of plasma and rays and accounts for what is not tangible in the matter state that is visible to the human eye.

As our understanding and science are now evolving, questions of the past that scientists pondered over for decades, can be addressed. In particular, the first author of this paper asks:

Q1) How does plasma science explain the Michelson-Morley experiment?

Q2) Does plasma physics of M.T. Keshe accepts the superposition principle?

Q3) Does ether exist and what is the definition of it in plasma terms?

The remainder of this paper addresses the previously listed questions as explained by Mehran T. Keshe in the 281st Knowledge Seekers Workshop [2].

## EXPLANATION OF THE EXPERIMENT IN PLASMA TERMS

The detector in Fig. 2 observes the energy of the plasma, which is a particle. Initially, there was a ray because it came from mono energy, single ray. They split it and upon coming back it combines becoming a particle. This is the dual nature of light, which sometimes shows itself as matter, as particles and sometimes as energy. This is well explained in book number 2, The Structure of the Light [3].

Why light converts into a particle? A photon. What happens is that the light coming in (Fig. 2 - L) hits the mirror (Fig. 2 - C) and as a result, it travels, slightly at a different speed. The other light reflected at 90 degrees (Fig. 2 - A), still goes and travels at a slightly different speed (Fig. 2 - B). Mirror C in Fig. 2 has an energy which is in balanced condition with, and returns the field, in a different plasmatic magnetic field, even it looks to be the same, back on the same line to itself. The ray that comes in, returns with slightly different speed. But let's say the one, which came originally (Fig. 2 - L), comes back about the same. At this point of interaction (Fig. 2 - A), it is not two similar waves, two similar fields. Now there are two different fields. But the original essence and strength are there. As a result, now there are two fields of different strength chasing each other. Hence their interaction changes the wave into a plasma. So, when this becomes a plasma, when it hits the detector, now it behaves as a particle. We call it the neutron.

Michelson and Morley wanted to confirm the existence of ether, that ether does exist. As a result, they concluded that ether does not exist. But in fact, ether exists because this experiment confirmed it. Because the ray by coming back, creates a light, monoenergetic light. They couldn't understand why in the center, there is white light. It is because it is the interaction of the plasma with the fields of its environment and this in-



interaction leads to the creation of light, the same as the interaction of the fields of the Sun and the Earth creates the same white light.

But at the same time, in the direction of interaction of the plasma of the new fields, which have come together in interaction with the fields of the environment of the entity in the experimental box, so-called ether, light with the fields or light with the plasma of the environment, has created the white light which they have observed confirming the existence of ether as a plasma or entity in a position of both gravitational and magnetical fields which the interaction of the new neutron with its fields leads to the creation of the white light.

Hence, what they came to confirm that the ether does not exist, in fact, was the confirmation that the ether actually existed, because they never realized and they were not aware of how they have converted the ray into a particle. This particle, being dynamic, interacts like the fields of the plasma of the Sun and the Earth, which leads to the creation of white daylight.

**So, with their test, they actually confirmed that ether, or the MaGrav field environment, exists.**

For the first time, we now start explaining how the scientists misunderstood, or never understood the work they did over 130 years ago. Now with the new plasma physics, we can explain this fundamental change of fields into plasma, and this solves one of the biggest mysteries about the existence of ether, that whether ether exists and if there are magnetic fields in the environment.

This new understanding has a huge implication in the world of energy deployment in the new space travel and era.

If the scientists, in the 1800s, when they did these tests they would have understood this fact of interaction of one plasma within the environment of another plasma, then the present CERN experiments and other nations spending billions of dollars making and confirming the work of plasma would have not been necessary, as they could see the work of plasma of a light or, a particle of light has the same operation as a solar system and contains all the elements like

Earth, Moon, Saturn etc. which they, by not understanding the true facts of the interaction of two plasmas, have called them different names in the smaller plasma (the new particle of light) contains all entities as in the plasma of a neutron as in the plasma of a solar system. Where, in fact, the working and interaction of the fields within the new particle and its existing plasmatic environment created by the interaction of the ray of the original fields in that environment, leads to the creation of the same combination and residues as the interaction of the fields within a solar system, which each entity in a solar system has been given different names, like planets or meteorites, etc.

Therefore, the inner structure of a particle is no different than the inner working and physical structure of a solar system as a unit of plasma. The interaction of two MaGravs leads to the creation of life and the existence of one plasma within the fields of the other, like Earth within the plasma of the Sun. The present world of science has chosen words like up quark and down quark for the same as Earth or Saturn. Then, in fact, the working and the structure of all plasmas in the Universe are the same when one working within the other and leading to the creation of the white light.

That is why the scientists in 1800s saw the white light but never understood the fundamental confirmation of ether, as ether was the totality of the fields of plasma in their experimental unit and the interaction of the newly created plasma with the fields of its environment led to the creation of the white light, hence they have misrepresented by mistake the confirmation of the existence of the ether to confirm its non-existence.

Therefore we can see how a small misunderstanding further down the line, has led to many obstacles in the world of science and the creation of falsified theories of quantum physics. Where, in fact, the quantum physics is a miniature scale of the true structure of a plasma of our solar system with meteorites, planets, asteroids, moons, and many other beauties within its content.

The scientists at the time were trying to find a pure neutron, that they could work with. If one



does what Michelson and Morley did, they end up creating mono-atomic, mono-field energy neutrons, which can be used for anything - even for energy production.

The beauty of the Michelson-Morley experiment is that one can see the magnetic fields, the pattern of white lights. This is exactly the condition as we see the white light on the Earth between the interaction of the plasmatic field of the Earth - which has to have a MaGrav field - and MaGrav field of the environment.

These are the questions which now we have addressed with the understanding explained above:

- How does a wave or field end up as a particle?
- How we end up in having structures and neutrons created?
- Neutrons are waves, they are fields. How do they suddenly become particles?
- How does the first neutron gets created?

## REFERENCES

[1]

J. Rubin, "Michelson-Morley - Detecting The Ether Wind Experiment," Feb 2018. [Online]. Available: <https://julianrubin.com/bigten/michelsonmorley.html>. [Accessed June 2019].

[2]

M. T. Keshe, "281st Knowledge Seekers Workshop," 20 June 2019. [Online]. Available: <https://youtu.be/PCYI0SGm2BQ?t=8391>.

[3]

M. T. Keshe, The Structure of the Light, Stichting The Keshe Foundation, 2nd edition, January 20, 2019.

[4]

Wiki contributors, "Superposition principle," [Online]. Available: [https://en.wikipedia.org/w/index.php?title=Superposition\\_principle&oldid=897295848](https://en.wikipedia.org/w/index.php?title=Superposition_principle&oldid=897295848). [Accessed June 2019].

[5]

Wiki contributors, "Michelson-Morley experiment," [Online]. Available: [https://en.wikipedia.org/w/index.php?title=Michelson%E2%80%93Morley\\_experiment&oldid=902576050](https://en.wikipedia.org/w/index.php?title=Michelson%E2%80%93Morley_experiment&oldid=902576050). [Accessed June 2019].





Authors: Arjan Schrikkema  
Published on: July 2019

# THE PRODUCTION OF A GANS COMPOSITE BY THE USE OF OXIDIZATION



This study was conducted to address the question if platinum, which has a high atomic mass of 195,084u, can be used to produce GaNS





## SUBJECT

This study was conducted to address the question if platinum (Pt), which has a high atomic mass of 195,084u, can be used to produce GaNS.

## METHOD

### Materials

⇒ For this method 0,7 grams of platinum “blech” or platinum ore was used, which is a lump of platinum that can be purchased from here<sup>1</sup>.

I recommend buying 1 gram of platinum 99,9%. However, in the third and fourth experiments I have used 5 grams of platinum.

⇒ Five Nano-coated copper plates are used with a thickness of approx. 0,4 mm, 6 cm width and 12 cm length. In the third and the fourth experiments I have used one Nano-coated copper plate T2 with the dimensions 100x100mm and 0,8 mm thickness. T2 is a Chinese abbreviation for ETP electrolytic tough pitch) copper, the most common copper conductor material, known as C11000 in the USA, in the UK as BS C102 or in West-Germany as DIN ECu-58.

⇒ Mass concentration of pink Himalayan salt: 16,6% (m/v)  
1 kg pink Himalayan salt for bathing (red or pink color) in 6 L tap water. The (m/v) is a abbreviation for mass divided by volume which is this case kilogram divided by liter. The formula:

$16,6\% (m/v) = \text{amount of salt in kilograms divided by the}$

volume of the solution which is 6 liters multiplied with 100 =  $1\text{kg} / 6\text{L} * 100\%$ .

However, in the second and third experiment I have used the same mass concentration with natural sea salt with demineralized water. In the fourth experiment I have used: 503,7 g fine pink Himalayan salt in 10 L tap water which has a mass concentration of 5,0%.

⇒ In the first experiment I have used a 10-liter, square, brown, plastic tray to produce the GaNS. In the second, third and the fourth experiment I have used a 12-liter, polypropylene milk bucket which is Nano-coated on the inside with NaOH.

⇒ An air pump: JBL Prosilent à100: 230V/50Hz, 3W, 100 L/h <37 dB (A) and suitable for aquarium from 40-150L. Model nr “100” stands for the flow of air in liters per hour.

⇒ Small plastic cup or small plastic tray (LDPE/PP) with holes that is able to contain the platinum in the solution. I have used the small plastic tray in the first three experiments which is depicted in Figure 1:



Figure 1. A small polypropylene no. 6 (indicator for recycling) tray used as a container for the Platinum.

⇒ In the fourth experiment I used a small plastic cup which is depicted in Figure 2 (the top -right corner).



Figure 2. GaNS residue in a white plastic cup (polystyrene cup recycling no.6).

⇒ A spacer for the copper plates or copper plate which I have used for all four experiments, depicted in Figure 3.



Figure 3. Make cuts in a HDPE square tube with a distance of 1 cm.

The materials needed for the production of GaNS are depicted in the Figure 4.

In Figure 4 the materials are numbered 1 through 8 and this is their description:

1. A 12-liter, polypropylene milk bucket.
2. A 10-liter, square, brown, plastic tray.
3. A small polystyrene cup containing 5 g of platinum.





Figure 4. The materials needed for the production of GaNS.

4. 500 gram pink Himalayan salt.

5. A spacer made from a bottom part of a 1 liter HDPE bottle which is an alternative for the spacer mentioned in point 8.

6. An air pump: JBL Prosilent à 100 (Model 100).

7. A Nano-coated copper plate.

8. A HDPE spacer with small cuts of 5 mm to hold the copper plate.

## PROCEDURE

The procedure for producing the GaNS is as follows:

1. Take the platinum material and rinse the metal from any residue. For copper plates use the following method of Nano-coating: NaOH and then fire-coating (1x). Plates are then homogeneous black. Acetic acid is used to clear up residue and possible alignment of the Nano coating. In the second, third and the fourth experiment I have used

a fire-coated copper plate (with butane gas).

2. Dissolve 1 kg pink Himalayan salt in 6 liters of tap water: 16,6% (m/v). In the fourth experiment I have used less salt and the salt was finer: 5,0% (m/v) pink Himalayan salt.

3. Use a plastic cup and drill holes in it - see Fig 2.

4. A HDPE square tube and make cuts next to each other, distance 1 cm.

5. Use a 10-liter proper plastic tray or use a 12-liter polypropylene milk bucket to produce the GaNS. The five Nano-coated copper plates can be inserted in the cuts in the HDPE square tube.

6. Pour in the salt solution and get a small plastic cup or small plastic tray and make small holes in it and put the platinum inside. The holes must be small enough to get the water through but not the platinum.

Make a hole in small plastic cup or small plastic tray and attach it on the edge of the bucket or tray where the GaNS production takes place.

During the GaNS production process use an air pump.

## OBSERVATIONS

I started the first experiment on the 2019-May-09 at 2:15pm. The brown GaNS was visible in just over 2 hours, on the same day at 4:20pm. The second and the third experiment gave only blue material, which gathered around the Nano-coated copper plate and which is most likely the  $\text{CuO}_2$ .

The salt solution from the fourth experiment (2019-June-04 10:30pm) had a pink color due to the pink Himalayan salt but within thirty minutes it turned more brownish and the GaNS material gathered as a residue in the bucket and also on the platinum, see Fig. 3, but there is less amount of GaNS than in the first experiment. At 2019-June-05 7:00pm the whole solution was clear, the GaNS has completely settled and the GaNS became browner.

## RESULTS

During the first experiment I have produced a large amount of brown material within two hours from starting the experiment (see observations). I did not measure the amount of material. The experiment was ended the next day when the solution was totally clear and there was no more oxidization.



I collaborate with another knowledge seeker who has these skills of being a medium and I was told that this material was an alloy metal which consists of the metals I have used for the production of GaNS. In this case it could be an alloy from copper and platinum. For myself I am not sure, so I theorise this as GaNS of PtCu, so the atomic mass can be around:  $63 u + 195 u = 258 u$  and it might be a replacement for the heavy elements such as uranium, plutonium and americium.

In plasma science most GaNSes are oxides of some elements e.g. CuO, ZnO, CO<sub>2</sub>, etc. Hence in this process one receives small amounts of oxides of both elements i.e. CuO and PtO but also the field balance between the two elements (Pt and Nano-Cu), which is  $195-59=136$  so it is somewhere around Ba (Barium of 137) - hence the BaO GaNS. This would also count for the fourth experiment which gave almost the same results such as fast brown material production and absence of the blue material. This blue material appears due to the oxidization of CuO, which is only visible after a few days.

During the second and third experiment I have used natural sea salt instead of pink Himalayan salt, which gave only blue material, which is the CuO<sub>2</sub> found near the Nano-coated copper plate.

In the first and second experiment, I did not do any voltage

reading from the Nano-coated copper plates and the platinum. In the third experiment I did a voltage reading, but there was 0,00mV reading on the Nano-coated copper plate and the platinum.

During the fourth experiment, I have also measured the voltage between the platinum (positive lead) and Nano-coated copper (negative lead) which gave 221mV, this is shown in Figure 5:



Figure 5. The voltage measured between the nano-coated copper plate and the platinum.

At 2:15pm, 2:45pm, 3:15pm, 4:00pm that day, the voltage gave a maximum reading of 340mV, 403mV, 453mV and 430mV respectively. At 2019-June-05 2:45pm the voltage gave a maximum reading of 535mV. So, during the production of the GaNS there is energy in a form of electricity released. The pH of the solution measured on 2019-June-06 at 7:30pm was around 7.

I have applied the GaNS of PtCu in a patch from the first experiment, not the liquid

plasma of the GaNS of PtCu. I have used it with other GaNS patches such as CO<sub>2</sub> GaNS, CuO<sub>2</sub> GaNS and ZnO GaNS.

By layering the patches on the body with the lowest molecular mass such as GaNS CO<sub>2</sub> which comes first to the body, then GaNS of CuO<sub>2</sub> patch, then GaNS of ZnO patch and then the GaNS of PtCu patch, I could feel what I refer as a small "electrical" discharge in my body. Other applications such as creating a huge plasma potential in Magrav systems (instead of using the GaNS of Uranium) might be very useful since the very high atomic mass.

Oxidization is a halfway interaction between the gaseous and matter state of two elements that both elements can have a connection between the two.

Oxidization is the process of disbalance of two elements, iron and oxygen, which will interact with each other through electron transfer: iron will supply two electrons and the oxygen will take those electrons creating a brown oxide: iron(II)oxide.

Both elements acts as a magnet. Whenever you have iron (which has a disbalance), you need a balancer, in its environment. To balance, the iron receives the oxygen. The atoms become part of one molecule and/or salt, but each element has its own position in the total plasma. In fact, any element can be oxidized. This process of oxidization is also mentioned in the 177<sup>th</sup> Knowledge Seekers Workshop [1] mark 3:18:05.



While conducting the experiment by using a Nano-coated copper plate and platinum to create the GaNS, there is a possibility that the environment allows to oxidize those metals if there is a halfway interaction between the gaseous part and the matter part.

In this case, the copper is Nano-coated and would be able to create gas in Nano state which would be gaseous part and the platinum would be the matter part.

With the use of the right salt (pink Himalayan salt) it would create the right condition to create an alloy: platinum-copper or PtCu. This is theoretical because it is not confirmed and also not verified.

It is also possible to oxidize platinum to create platinum-oxide under known conditions. Several platinum-oxides are known such as platinum(II)oxide and platinum(IV)oxide. It might be possible that during the experiment these oxides were created. However, I am not sure.

In conclusion, the brown GaNS material could only be produced if there is a Nano-coated copper plate, platinum, aeration in a pink Himalayan salt solution.

In the fourth experiment I have used less mass concentration of pink Himalayan salt, but there is also less GaNS being produced.

The results can be repeated; however, it looks like the concentration of the pink Himalayan salt determines how much GaNS gets produced.

## REFERENCES

- 1 [https://www.zujeddeloh.de/produkte/goldschmiedebedarf/halbfabrikate/legiermetalle\\_-\\_195.html](https://www.zujeddeloh.de/produkte/goldschmiedebedarf/halbfabrikate/legiermetalle_-_195.html)
- 2 M.T. Keshe. 177th Knowledge Seekers Workshop, June 22, 2017. [Online]. Available: <https://www.youtube.com/watch?v=HIdaF-RMors&t=11885s>. [Accessed June 2019].



Periodictableru [CC BY-SA 3.0 (<https://creativecommons.org/licenses/by-sa/3.0/>)]







# USE OF PLASMA TECHNOLOGY IN VINEYARDS PRELIMINARY RESULTS

Authors: Joel Ricard  
Published on: July 2019

After studying Mr. Keshe's Knowledge Seekers Workshops, with a team of 5 people, we decided to create a farm-wide trial. Here, in our region of southwestern France, in addition to cereals, there is a large quantity of vines grown, especially in the Bordeaux region.

The experiment reported on in this paper began on April 2<sup>nd</sup> of this year.





## INTRODUCTION

After studying Mr. Keshe's Knowledge Seekers Workshops, with a team of 5 people, we decided to create a farm-wide trial. Here, in our region of southwestern France, in addition to cereals, there is a large quantity of vines grown, especially in the Bordeaux region.

The experiment reported on in this paper began on April 2nd of this year.

We contacted a wine-grower who offered us a test plot without hesitation. We decided to install the agricultural plasma technology on a rectangle of the plot, about 80 meters long and 40 meters wide, containing 230 vine crops.

The rest of the plot, which remained without any intervention on our part, is not subjected to any phytosanitary treatment.

## GROWING VINE CROPS WITH PLASMA DURATION OF THE EXPERIMENT

The vine is a particular plant, with young plants, others that are several decades old, half a century old and older. Like a family!

So we have to study over time the influence of the technology on this whole subtle little world.

It was agreed that we would study throughout the season, from the growth of the vine to

the harvest. This test and observations will be repeated over the next two years.

## STUDY OBJECTIVES

The main objectives of this study is to observe the plants and their environment throughout the season, photograph changes, note particularities, date, control sugar levels, polyphenols, etc.



Figure 1. A vine plant equipped with a treatment ring.

All this is to quantify the improvement in the wine quality and production, and capability to eliminate all phytosanitary treatment processes.

## PROCESS

We meshed the surface, each intersection representing a vine stock. The mesh incorporates a range of action from each point of application of the technology.

The technology used is implemented in two phases:

1. Early April till mid-June - Flexible, reinforced ring filled with GaNS of  $\text{CO}_2$  at 50% and  $\text{CuO}$  at 50%. Each ring is completed by a flexible hose twist filled with  $\text{CH}_3$  GaNS (Fig. 1).
2. At the end of June, we moved on to the second phase of the test by adding GaNS balls hung at a height of about 1.5 meters (nesting spheres =  $\text{CO}_2 + \text{CH}_3$  and  $\text{CH}_3 + \text{CO}_2 + \text{ZnO}$ ).

## INITIAL CONTEXT

The vines are bare in early April. The wine-grower sowed beans in the rows of vines to bring green manure to the vines (After the growth, the beans are lying down to provide nitrogen to the soil). No treatment is applied.

## OBSERVATIONS

20 days after the rings were placed, the beans that are under the influence of the MaGrav fields have grown considerably compared to those in the other parcels of the property.

30 days after the vines in the MaGrav field have made their first leaves and the branches are very vigorous and of good size.

At the same time we collect 4 very young vines.





*Figure 2. Vine plants in the MaGrav field.*



*Figure 3. Vine plants outside the MaGrav field (other plot).*





*Figure 4. Ball with two GaNSes deployed in the field.*



*Figure 5. Ball with three GaNSes deployed in the field.*



Before planting them, we soaked them for 48 hours in a solution of filtered rainwater and CO<sub>2</sub> plasma water.

45 days after the 4 vines have been in the ground for 12 days. They already have 4 to 5 leaves, the plants of the other plots, planted at the same time, barely start with 2 leaves.

Note that the frost that hit the region for 2 to 3 consecutive nights did not affect the test area, nor the other plots of the property. The beans were laid down to nourish the soil.

Today all the vines under the test and the others on the same plot have grown in the same way.

The neighboring plots have caught up.

However, we notice that the plants in the MaGrav field are stronger and denser (Fig. 2)

than the others (Fig. 3). There are no parasites or diseases despite the rainy weather.

The four young vines are still progressing with greater vigor.

We plasmatized (with balls of CO<sub>2</sub> and CuO in the tanks) the farm's water tanks to diffuse during watering.

### FUTURE WORK

We moved on to the second phase of the test by adding GaNS balls hung at a height of about 1.5 meters (nesting spheres = CO<sub>2</sub>+CH<sub>3</sub> (Fig. 4) and CH<sub>3</sub>+CO<sub>2</sub>+ZnO (Fig. 5)).

Drone overflights will allow to follow the evolution by having a global view of the test plot. The test group is currently in good health, without any diseases.

The winegrower expects the plasma-treated grapes to reach maturity much earlier

than normal, which is excellent for improving the quality of the wine (the earlier the maturity of the grape bunch arrives, the more the grapes benefit from the sun before harvesting).

More results will be reported on after the harvest.

### SPREADING THE PLASMA TECHNOLOGY

We met with the deputy mayor of our town because we want to share this technology with people.

We are in a small village where there is a common garden/farming area - several families grow vegetables for their own consumption.

We have the agreement to implement this technology in the local community, and meeting with local gardeners are scheduled.







by Alice.Chen, June 2019

# APPLICATION OF GANS REACTOR

The energy flow between the two reactors creates a balanced environment. When I put the wounded kitten in between, he can take whatever energy he needs and give away any energy redundant. I can't say it's the best solution to choose, but I'm very satisfied with the result that came out. In the end, I can't help myself expressing my appreciation and respect to Mr.Keshe once again. Thank you for bringing this beautiful technology and your love to us all.

This was an unexpected situation a few days ago. At the time, I was there, but everything happened so suddenly that it was too late for me to reach out and try to stop it.

A kitten born only 32 days fell from the place about 7 meters high to the tile floor of the dining room while playing with his companions. I ran over and found that the kitten lying on the ground seemed still have breathing, so I immediately took some CO<sub>2</sub> GANS water and rub on his head. As he still lying there without any reactions, then I hurried to mix up some GANS water (about 60% CO<sub>2</sub> GANS water, 30% CH<sub>3</sub> GANS water, 10% CuO<sub>2</sub> GANS water) and rub on his back and outside legs, because at that time, I can't turn him over for I'm not sure if he has any bone broken or not. In the meantime, perhaps because he was so scared, the kitten was slowly crawling into the corner nearby (about 20-30 cm far). Then I thought he probably has not broken any bones, so I hold him very carefully with my hands and put him on the sofa. Because I've rubbed a lot of GANS water on his body, his fur has been wetted, I'm afraid that he will feel cold, so I covered his body with my hands. After a while, he coughed up some blood from the mouth, then a little bit of blood

coming out of his nose. I noticed that the left side of his face seems to be swollen, it was a very scary looking, perhaps his head hit the ground first when he fell. Then I began to worry that GANS water might hardly have much help for him, so I rushed to take out two sets of dual-core GANS reactor, and loaded them with CH<sub>3</sub>, CO<sub>2</sub>, CuO<sub>2</sub> GANS separately. Then I placed these two reactors on each side of the kitten's body. I turn on the gravitational one at first, and two minutes later I turn on the other one. Even so, I still worried about whether he can get through it, so I kept my hands on his body to keep him warm. At first, the kitten still lay still there, as if he was sleeping, and then he moved from time to time to adjust the posture, breathing faster occasionally, but overall it is smooth. The mother cat came and looked at it several times, smelt at his head, then she leaned over the back of the sofa, perhaps she also

seemed to realized that something was wrong with her child's body, and I was trying to help. And so, after about two hours or so, I suddenly felt that my eyes were blurring, and the light around me seemed to be dimming, but all the sounds around me, the motors, the footsteps, all the voices seemed very far away, but very clear. And just when I thought it was too dark, I began to saw some bright spots around the kitten appeared. Not the whole picture I saw was illuminating, but only a certain part became very bright suddenly, a little bit dazzling, and the place that glittered every time is not quite the same also, seemed moving with the line of my sight. Slowly I suddenly noticed that I was breathing faster and faster, I felt as if my chest has been filled with a lot of air, and only a very little amount can be breath in at a time, and my chest was swelling more and more somehow.





Then it got even weirder. As I was breathing, I noticed that my upper body began to shake with the breathing, and my arms were also shaking in the same pattern. I was sitting on a bench at that time, my lower body didn't have any reaction. My upper body was constantly shaking with the rhythm of my breathing. It's not shaking, but moving up and down with the rhythm of my chest breathing, and the speed became faster and faster. At that moment, I was conscious enough to know that I could stop these at any time, but I didn't want to and I was curious about what would happen next. While I was thinking so, I suddenly found out that my palms were hot and sweaty. I don't know how long this situation has lasted, but I think it's more than one minute.

other kittens. The mother cat also came in and sniffed him here and there. But he still kept on walking around and meowing. It's about three hours later, the kitten woke up and trying to suckle, but his body was very soft and too weak to locate the nipples, after a while he went on sleeping again. After about twenty hours later, he was able to suck again finally. Over the next coming day, I watched the kitten several times, it seemed that his movement and reaction was not as agile as before. So I decided to put him in between the two GANS reactors once again. But this time, it was so hard to keep him still while he was awake. After a lot of effort, he was finally able to lie quietly between the GANS reactors and fell asleep. And his sleeping posture became

reactor, I loaded the inner core with about 2ml CH<sub>3</sub> GANS and 10ml CO<sub>2</sub> GANS and 10ml CuO<sub>2</sub> GANS in the outer core. Inside the right reactor, I loaded the inner core with about 1ml CO<sub>2</sub> GANS and 1ml CuO<sub>2</sub> GANS and 20ml CH<sub>3</sub> GANS in the outer core. I'm not sure it was the reactors or my own hands, but what I'm very sure is that during the first process, even though it had taken three hours, the kitten has not recovered perfectly, but the swelling around his left head has gone completely. Besides, after I turned off the reactors, I could still feel the existence of some kind of pressure around my head, as if I was wearing a hat.

In this case, the reason I used a pair of dual-core GANS reactor with the same kinds of GANS

# SAVING A WOUNDED KITTEN



more and more relaxed, I could even see the smile on his face. This state last only one hour, because

material but loaded in the opposite way, is because of that I know if I introduce a bottle of GANS in between the two reactors, certain kinds of matter state material can be created, which means I can convert plasma energy into matter. If I introduce a piece of matter material in between, I can create certain kinds of GANS or Nano material.

Then the kitten suddenly stood up, as if he was woken up by the noises, and then kept meowing very loudly which I've never heard before. Perhaps he was upset when he realized that he was in a strange place while his mom and other little pals were not around. It's very strange that I found out that my palms were dry, it was not really sweating. Then I put him back to their litter to stay with

he was aroused by some noises. After a very nice stretch, he got up and ran away. I didn't experience the acceleration of my breathing like the last time. After this time, I observed that the kitten became more active and more energetic, and his eyes also restored the cute feeling as if nothing had ever happened. Because it's an accidental situation, I didn't have time to accurate the amount of the GANS I used. Inside the left







# HOST WANTED

FOR PRIVATE TEACHINGS IN ENGLISH

We are looking for volunteers to host our Private Teachings in English. This position will be a part time position. Several people will fill this position, sharing hosting duties each week. This allows 2-4 people to share hosting duties each week for our private classes.

## REQUIREMENTS:

- A recent computer within the last 5 years. Windows 7, 8 or 10 or MacOS 10.9 or later system;
- Desktop or Laptop computer only. Zoom hosting from tablets or phones not acceptable;
- The latest version of Zoom installed on the computer;
- 6-8 GB of RAM or more;
- 3D graphics card recommended, but not required, most newer systems have them built-in;
- **TWO MONITORS required!** (Most systems have HDMI out. You can easily hook up a TV) ;
- Fast internet speed (**Please test your internet speed at [www.speedtest.net](http://www.speedtest.net) and report findings below**);
- Minimum of at least 3-5 Megabit upload and 10 Megabit download. Anything less than this will hinder sharing full screen videos. Optimal is 10 Mbit up 50Mbit down or higher. The faster the better!
- Decent headset required, preferably with noise canceling microphone. (example: Sennheiser PC-151 headset) o Built-in computer microphone is only acceptable as a backup;
- KfSSI Student ID required;
- Clear understandable English-speaking voice;
- Technically proficient in running your computer and operating system with basic operation, troubleshooting and analytic skills;
- Ability to multitask or willingness to learn: opening and sharing in zoom various file types, pictures, movies and switching between them while listening to teacher & interact as host when needed and keep track of chats.

# JOIN US

Looking forward to receiving the questions daily:  
[education@kfssi.org](mailto:education@kfssi.org)



# ABC

of publishing in

## PLASMA SCIENTIFIC JOURNAL

### A. Prepare your work

Firstly, you need to prepare. You can either document the work which has already been done and perhaps even presented by you in the testimonials meeting or website, or you can plan a new experiment. You should always be clear on what you are trying to achieve and document everything as you go (label and take pictures).

### B. Write your paper

Gather all the notes and pictures together and when writing your paper put yourself in the reader's shoes. Do not assume anything but present everything from the start, explaining every aspect of the experiment, which may not be obvious, and remember that "a picture is worth a thousand words". If needed, relate to other peoples' work by referencing their articles, websites or other openly available resources. Start by downloading the Scientific Plasma Journal template and short guide for authors available at:

<https://support.keshefoundation.org/faq.php?section=science-journal&qid=189#q189>

### C. Upload and submit

Once finished, upload your Word, OpenOffice or PDF file onto one of the cloud or filesharing services, or even onto Facebook. Go to <https://support.keshefoundation.org> and from the drop-down menu select Plasma Scientific Journal Submissions and press Go. Through this website, you can either submit your work, ask a question or access resources and the FAQs.

Any question? Get in touch with us via

<https://support.keshefoundation.org>

The full version of this article, author guide, and templates also available at:

<https://keshefoundation.org/education/news/kf-ssi-education/plasma-scientific-journal/plasma-scientific-journal>

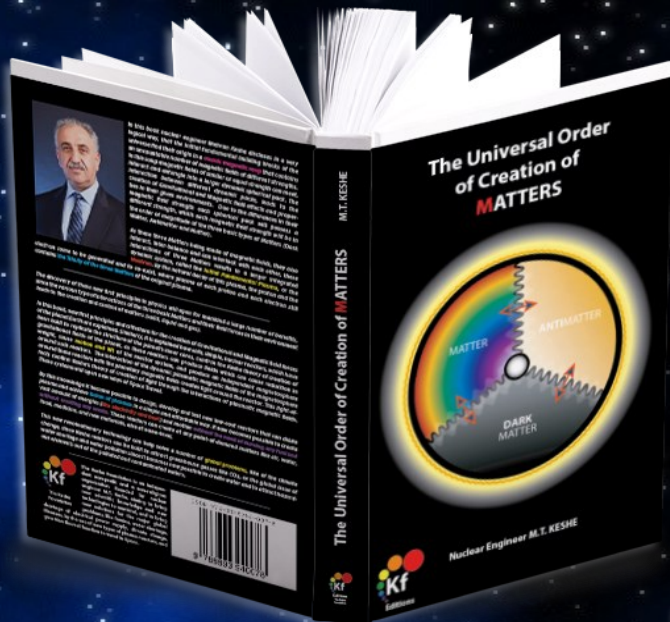
**Submit your publication today! Be the Creator and shine for others to see your beauties.**

# JOIN US

Looking forward to receiving the questions daily:  
[education@kfssi.org](mailto:education@kfssi.org)








BOOK 1  
The Universal Order of Creation of MATTERS



BOOK 2  
The Structure of the Light



BOOK 3  
The Origin of the Universe



available at  
**amazon**